






















# Phenotypes Cognition

**B:** Base 2003-2008 **F1:** Followup 2009-2013 **F2:** Followup 2014-2018 **F3:** Followup 2018-2021

## Cognitive tests

|  |   |   |   |
|--|---|---|---|
| Do 80 (Epreuve de dénomination orale d'images)               |  |  |  |
| Cognitive Complaint Questionnaire                            |  |  |  |
| Grober and Buschke episodic memory test                      |  |  |  |
| CERAD praxis items   |  |  |  |
| Lexical and semantic fluency tasks                           |  |  |  |
| Stroop color test  |  |  |  |
| Severity staging based on the Clinical Dementia Rating (CDR) |  |  |  |

## Brain neuronal connection

|                              |   |
|------------------------------|---|
| Electroencephalography (EEG) |  |
|------------------------------|---|

### Additional information

Cognitive tests in subjects  $\geq 65$  years.

**COMPLEMENTARY INFORMATION ON ASSESSEMENTS OF COLAUS|PSYCOLAUS [here](#)**